



Kementerian Pendidikan dan Kebudayaan  
Direktorat Jenderal PAUD, Pendidikan Dasar, dan Pendidikan Menengah  
Direktorat Pendidikan Masyarakat dan Pendidikan Khusus  
Tahun 2020

# Appreciation

BAHASA INGGRIS PAKET B SETARA SMP/MTs KELAS IX





Kementerian Pendidikan dan Kebudayaan  
Direktorat Jenderal PAUD, Pendidikan Dasar, dan Pendidikan Menengah  
Direktorat Pendidikan Masyarakat dan Pendidikan Khusus  
Tahun 2020

# Appreciation

BAHASA INGGRIS PAKET B SETARA SMP/MTs KELAS IX



MODUL  
TEMA 11

- **Penulis:** Sari Purnamawati; Suci Paresti
- **Editor:** Dr. Samto; Dr. Subi Sudarto  
Dra. Maria Listiyanti; Dra. Suci Paresti, M.Pd.; Apriyanti Wulandari, M.Pd.
- **Diterbitkan oleh:** Direktorat Pendidikan Masyarakat dan Pendidikan Khusus–Direktorat Jenderal Pendidikan Anak Usia Dini, Pendidikan Dasar, dan Pendidikan Menengah–Kementerian Pendidikan dan Kebudayaan

iv+ 68 hlm + ilustrasi + foto; 21 x 28,5 cm

**Modul Dinamis:** Modul ini merupakan salah satu contoh bahan ajar pendidikan kesetaraan yang berbasis pada kompetensi inti dan kompetensi dasar dan didesain sesuai kurikulum 2013. Sehingga modul ini merupakan dokumen yang bersifat dinamis dan terbuka lebar sesuai dengan kebutuhan dan kondisi daerah masing-masing, namun merujuk pada tercapainya standar kompetensi dasar.

## Kata Pengantar

Pendidikan kesetaraan sebagai pendidikan alternatif memberikan layanan kepada masyarakat yang karena kondisi geografis, sosial budaya, ekonomi dan psikologis tidak berkesempatan mengikuti pendidikan dasar dan menengah di jalur pendidikan formal. Kurikulum pendidikan kesetaraan dikembangkan mengacu pada kurikulum 2013 pendidikan dasar dan menengah hasil revisi berdasarkan peraturan Mendikbud No.24 tahun 2016. Proses adaptasi kurikulum 2013 ke dalam kurikulum pendidikan kesetaraan adalah melalui proses kontekstualisasi dan fungsionalisasi dari masing-masing kompetensi dasar, sehingga peserta didik memahami makna dari setiap kompetensi yang dipelajari.

Pembelajaran pendidikan kesetaraan menggunakan prinsip flexible learning sesuai dengan karakteristik peserta didik kesetaraan. Penerapan prinsip pembelajaran tersebut menggunakan sistem pembelajaran modular dimana peserta didik memiliki kebebasan dalam penyelesaian tiap modul yang di sajikan. Konsekuensi dari sistem tersebut adalah perlunya disusun modul pembelajaran pendidikan kesetaraan yang memungkinkan peserta didik untuk belajar dan melakukan evaluasi ketuntasan secara mandiri.

Tahun 2017 Direktorat Pembinaan Pendidikan Keaksaraan dan Kesetaraan, Direktorat Jendral Pendidikan Anak Usia Dini dan Pendidikan Masyarakat mengembangkan modul pembelajaran pendidikan kesetaraan dengan melibatkan Pusat Kurikulum dan Perbukuan Kemdikbud, para akademisi, pamong belajar, guru dan tutor pendidikan kesetaraan. Modul pendidikan kesetaraan disediakan mulai paket A tingkat kompetensi 2 (kelas 4 Paket A). Sedangkan untuk peserta didik Paket A usia sekolah, modul tingkat kompetensi 1 (Paket A setara SD kelas 1-3) menggunakan buku pelajaran Sekolah Dasar kelas 1-3, karena mereka masih memerlukan banyak bimbingan guru/tutor dan belum bisa belajar secara mandiri.

Kami mengucapkan terimakasih atas partisipasi dari Pusat Kurikulum dan Perbukuan Kemdikbud, para akademisi, pamong belajar, guru, tutor pendidikan kesetaraan dan semua pihak yang telah berpartisipasi dalam penyusunan modul ini.

Jakarta, 1 Juli 2020  
Plt. Direktur Jenderal



Hamid Muhammad

# Contents

Kata Pengantar .....	iii
Contents .....	iv
<b>MODULE 11 APPRECIATION .....</b>	<b>1</b>
Preface .....	1
Guideline .....	2
Completeness Criteria .....	4
<b>UNIT 1 I WISH YOU FOR THE BEST .....</b>	<b>5</b>
1. Activity 1: Saying Congratulations .....	6
2. Activity 2: Saying your wishes .....	9
3. Activity 3: Responding .....	14
4. Activity 4: Using 'will' and 'can' .....	18
5. Activity 5: Singular and Plural Noun .....	21
<b>UNIT 2 THAT'S A GOOD IDEA .....</b>	<b>26</b>
1. Activity 1: Giving ideas .....	26
2 Activity 2: Expressing agreement .....	29
3. Activity 3: Expressing disagreement .....	31
4. Activity 4: Asking someone's activities .....	33
Grammar Zone .....	38
Exercise .....	39
Summary .....	41
Evaluation .....	43
Additional Resources .....	46
Go to the Next Module! .....	46
Assessment .....	47
References .....	63
About the Author .....	65



## Preface



Welcome to **Easy English for Package B** (Equal to Junior High School). This is a self-learning module which is designed for Package B students. It is designed based on the revised 2013 of English Curriculum.

This module consists of two units where each unit consists of several tasks to do. At the beginning of unit you will find learning outcomes that you should accomplished. So you are going to know what you will be able to do after you have finished each unit. You will be also able to congratulate, to wish, to respond, to use singular and plural noun, to give ideas, to express agreement and disagreement and to ask other activities.

This module provides you with various tasks that you should do in order to develop your language skill. Listening dialogue, reading text, comprehension questions, text constructions, completing sentences, practice yourself are various tasks you may try to develop your language skills.

At the end of the module you will find a summary. A summary is used to reflect your achievement. You also will find any resources you should learn in order to complete your knowledge and practice the content of the material. In the last, you will lead to know what is the next material will be provided in the next module and certain criteria you should accomplished in order to pass this module.

You may learn English in **Easy English for Package B** as a self-learning module. Even though, you may learn by yourself, in a pair, in a small group even in a whole class. You will listen, you will read, and you will learn something new in this module. Finally, enjoy the module and start to learn English easily.





Let's have fun learning and wish you all the best!






Author

## **Guideline**

### How to use this module?

There are several steps in using this module!

 <b>Guideline</b>	<p><b>Step 1</b>            Read the guideline!            Guideline is a general explanation on each step how to use the module.            (Petunjuk penggunaan adalah penjelasan umum setiap langkah bagaimana menggunakan modul ini)</p>
 <b>Learning Outcomes</b>	<p><b>Step 2</b>            Read the learning outcomes!            Learning outcomes are the outcomes that a learner should accomplish.            (Tujuan atau capaian pembelajaran yang harus dipenuhi oleh peserta didik)</p>
 <b>Learning Activities</b>	<p><b>Step 3</b>            Do the learning activities!            Learning activities are various activities to help a learner develop their language skills.            (Kegiatan pembelajaran yang membantu peserta didik mengembangkan ketrampilan berbahasa).</p>
 <b>Summary</b>	<p><b>Step 4</b>            Read the summary!            Summary is a brief explanation to remind the learner about the previous material.            (Rangkuman merupakan penjelasan singkat untuk mengingatkan kembali peserta didik terhadap isi materi).</p>

 <b>Grammar</b>	<p><b>Step 5</b>            Grammar Zone!            In this session you have to pay attention to the grammar related to the content of unit.            (Pada bagian ini, Anda harus memperhatikan grammar yang sesuai dengan isi materi pada unit tersebut).</p>
 <b>Completeness Criteria</b>	<p><b>Step 6</b>            Set the completeness criteria!            Completeness Criteria is several criteria a learner should complete to finish this module before moving to the next module.            (Kriteria ketuntasan adalah kriteria yang harus dipenuhi oleh peserta didik untuk menyelesaikan modul ini).</p>
 <b>Evaluation</b>	<p><b>Step 7</b>            Evaluation!            Evaluation is certain short test to make sure whether the learners mastering the lesson very well.            (Evaluasi adalah beberapa soal pendek yang diberikan untuk memastikan bahwa peserta didik telah menguasai materi dengan baik).</p>
 <b>Additional References</b>	<p><b>Step 8</b>            Pay attention to this!            Additional references to enrich materials in order to develop language skills.            (Referensi atau sumber belajar lain yang dapat digunakan peserta didik untuk menambah kemampuan berbahasanya.)</p>
 <b>Next module</b>	<p><b>Step 9</b>            Go the next module, if you set the completeness criteria !            (Menuju modul berikutnya setelah menyelesaikan evaluasi Modul 12).</p>

**NOTE: Use the DICTIONARY when it is necessary.**

(Gunakan kamus apabila diperlukan).

## Completeness Criteria

You are declared passing and can continue to study to the next module, if you reach the 80 score criteria. You must complete all the assignments and practice questions contained in this module. Do your best to achieve the criteria.

Happy learning and good luck!

Anda dinyatakan lulus dan dapat melanjutkan belajar ke modul berikutnya jika mencapai kriteria skor 80. Anda harus menyelesaikan semua tugas dan latihan soal yang ada pada modul ini. Lakukan yang terbaik untuk mencapai kriteria. Selamat Belajar dan semoga sukses

## UNIT 1

## I WISH YOU FOR THE BEST



Source: <https://www.dreamstime.com/royalty-free-stock-photos-kids-shaking-hands-image26992058>



### Learning Outcome

In this unit you will learn about:

- » Saying congratulation
- » Saying wishes
- » Responding
- » Using 'will', 'can'
- » Using singular dan plural noun

Pada Unit 1 ini Anda akan mempelajari hal berikut:

- » Mengucapkan selamat
- » Mengucapkan harapan dan doa
- » Memberikan respon
- » Menggunakan kata "will dan can"
- » Menggunakan kata bendatunggal dan jamak

# A

## LEARNING ACTIVITIES

### 1. Activity 1: Saying Congratulations



#### Lead-in

- » What do you say when your friend has a special wonderful situation?
- » Apa yang Anda katakan, ketikatekan Anda mendapatkancesuatu yang istimewa atau berada pada situasi yang membahagiakan ?

Source: <https://www.cartoonstock.com/directory/c/congratulate.asp>

#### a. Pay attention to the dialogue below!

I won the Math competition

Thank you, Andi.

That's wonderful. Congratulations.

You're welcome Ali.

Source: [https://ru.pngtree.com/freepng/two-boys\\_2729322.html](https://ru.pngtree.com/freepng/two-boys_2729322.html)

#### b. Answer the question based on the picture above!

- 1) Who are they in the dialogue?  
.....
- 2) Who won the Math competition?  
.....
- 3) Does Ali happy for Andi?  
.....
- 4) What does Ali say?  
.....

#### c. Now make your own dialogue as the dialogue above as your example!

.....

.....

.....

.....

.....

.....

Source: <https://www.dreamstime.com/stock-illustration-two-cartoon-boys-talking-no-gradients-image48306650>

#### d. Complete the dialogue!

Now try to complete the dialogue based on the picture below!

I was chosen to be the team captain

.....

.....

Source: <https://www.dreamstime.com/royalty-free-stock-photography-boy-girl-image7024007>

**e. Pay Attention!**

You have finished complete the dialogue. Now pay attention to the explanation below and read carefully!

- ▶ When your friend has special event or achieves certain accomplishment, you can say :
  - Congratulations,
  - You did it,
  - Good job,
  - I'm happy for you
- ▶ You say those words with happy expression
- ▶ Then he/she can answer:
  - Thank you
  - Thanks

**f. Practice it!**

Now, you have to practice to congratulate your friend on his achievement. Write down your own dialogue below:

You : .....  
Your Friend : .....  
You : .....  
Your Friend : .....

**Note:**

Write down your new friend's name!

What is his achievement? .....

**g. Vocabularies**

Congratulations	: selamat ...
I'm happy for you	: saya turut senang
Good job	: kerja yang bagus, hebat
You did it	: kamu berhasil

**h. Exercise 1**


**Answer these questions!**

- 1) We say 'congratulations' when ...
  - a) Meet people
  - b) Someone has an achievement
- 2) When we congratulate someone, what can we say?
  - a) You did it.
  - b) What do you do
- 3) What expression we should give when we congratulate someone?
  - a) Envy
  - b) Happy
- 4) Toni said: I was chosen to represent the school in a basketball game.
  - a) a. Benny: You're awesome.
  - b) b. Benny: Never mind.
- 5) Anne: Tomorrow is my birthday, Tina.
  - a) a. Tina: Oh... no !
  - b) b. Tina: Wish you all the best, Ann.

**2. II. Activity 2: Saying your wishes**

**Lead-in**

- » What do you say when you want to wish....





**a. Look at the pictures!**

Now look at the pictures below!



I wish you have a happy life  
Source: [deoci.com/children-and-teachers-eps-vector-download](http://deoci.com/children-and-teachers-eps-vector-download)



I hope everything is fine  
Source: <https://lifelife.com/how-to-make-a-loved-ones-time-in-the-hospital-easier-fo-1601679682>



Happy holiday  
Source: <https://stock.adobe.com/ee/images/paper-art-style-of-kids-having-fun-at-holiday->



Good luck for your exam  
Source: <http://clipground.com/examination-clipart.html>

**b. Write true or false!**


Pay attention to the statements below and write true (T) or false (F) !



1. Happy holiday (T/F)  
Source: <http://clipground.com/image-post/21571-examination-clipart-12.jpg.html>



2. I hope everything is fine (T/F)  
Source: <https://vectortoons.com/product/a-female-patient-confined-in-the-hospital/>



3. I wish you a happy new year (T/F)  
Source: <https://www.bigstockphoto.com/es/image-196390123/stock-vector-doctor-and-girl-in-hospital>



4. Happy holiday (T/F)  
Source: <http://www.okclipart.com/Afternoon-Clip-Art30koeizow/>



5. Happy friendship (T/F)  
Source: <http://www.okclipart.com/Afternoon-Clip-Art30koeizow/>



6. Enjoy working (T/F)  
Source: <http://clipground.com/examination-clipart.html>

**c. Rearrange the dialogue!**

Arrange the dialogue below into a good conversation!

- 1) Good for you, get well soon
- 2) I catch a cold
- 3) Thanks, I take the medicine regularly
- 4) I hope everything is fine
- 5) Thank you

.....

.....

.....

.....

.....

.....

**d. Pay Attention!**

- ▶ When you wish someone, you can say: I wish you a happy life
- ▶ When someone is sick you can say: I hope everything is fine or get well soon

- ▶ When someone is having a holiday, you can say: happy holiday
- ▶ When someone is having an exam, you can say: good luck on your exam

**e. Vocabularies**

Congratulations	: selamat ...
I'm happy for you	: saya turut senang
Good job	: kerja yang bagus, hebat
You did it	: kamu berhasil

**f. Practice it!**

Now practice to make your own conversations based on the situation below!

How do you say when:

- 1) Your sister is having an exam.

You : .....

Your sister : .....

You : .....

Your sister : .....

- 2) Yoga is being hospitalized.

You : .....

Yoga : .....

You : .....

Yoga : .....

You : .....

**g. Exercise 2**

Now answer these questions!

- 1) When someone is having an accident, you say:

- a) Good job
- b) I am happy for you
- c) I hope everything is fine
- d) Good luck

- 2) When someone will compete in a championship, you say:

- a) Good luck
- b) I wish you a happy life
- c) Get well soon
- d) Happy weekend

- 3) When someone is being hospitalized, you say:

- a) Happy holiday.
- b) I wish you happiness.
- c) Good job.
- d) Get well soon.

- 4) When someone is having a holiday, you say:

- a) Get well soon.
- b) I wish you a happy life.
- c) I am happy for you.
- d) Enjoy your holiday.

- 5) When someone is having a busy day, you say:

- a) Go home and relax.
- b) Happy weekend.
- c) I am happy for you.
- d) Good job.

### 3. Activity 3: Responding



Source: <https://www.cartoonstock.com>

#### Lead-in

- » What do you say when your friend has a special wonderful situation?
- » Apa yang Anda katakan, ketikatekan Anda mendapatkane sesuatu yang istimewa atau berada pada situasi yang membahagiakan ?

#### a. Read the dialogue below!

Good luck for the exam, Ted

Thanks Nad.  
Good luck for you too

Thank you Ted

You are welcome

Source: <https://www.vectorstock.com/royalty-free-vector/kids-studying-vector-20635345>

#### b. Answer the questions!

- 1) Who are they in the dialogue? .....
- 2) What does Nad say to Ted? .....
- 3) What Ted respon to Nad? .....

### c. Pay attention to these dialogues!

#### Dialogue 1

Happy Holiday, Amir

Thanks, John



Source: <https://www.freeimages.com/premium/boy-waving-at-his-friend-953899>

#### Dialogue 2

I hope everything is fine Putri

Thank you, Raina



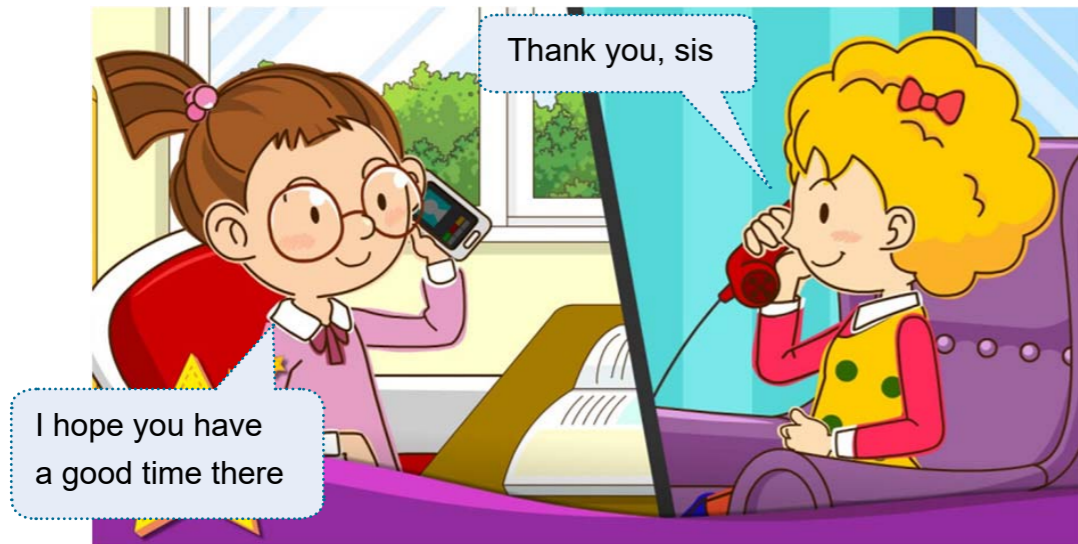
Source: <http://clipground.com/visit-friends-clipart.html>

**Dialogue 3**



Source: [https://www.123rf.com/photo\\_14066301\\_cartoon-illustration-of-two-kids-at-the-subway-station.html](https://www.123rf.com/photo_14066301_cartoon-illustration-of-two-kids-at-the-subway-station.html)

**Dialogue 4**



Source: <https://www.youtube.com/watch?v=u-AUW72Rs1o>

**d. Pay Attention!**

- ▶ When someone **wishes** you a good thing you can answer: "thank you."
- ▶ When someone **hopes** a good thing for you, you say "thank you"
- ▶ When someone **praises** you, you say: "thank you."
- ▶ You may say **thank you** or **thanks**.

**e. Practice it!**

Now practice to create your conversation based on the situation below!

1) Your friend is going abroad

You : \_\_\_\_\_

Your friend : \_\_\_\_\_

2) Your friend has a stomachache

You : \_\_\_\_\_

Your friend : \_\_\_\_\_

3) Your friend is having a birthday party.

You : \_\_\_\_\_

Your friend : \_\_\_\_\_

4) Your friend is having an exam.

You : \_\_\_\_\_

Your friend : \_\_\_\_\_

5) Your friend is having a science competition.

You : \_\_\_\_\_

Your friend : \_\_\_\_\_

**f. Exercise 3**

Fill in the blank. You say 'thank you' or 'thanks' when...

- 1) \_\_\_\_\_
- 2) \_\_\_\_\_
- 3) \_\_\_\_\_
- 4) \_\_\_\_\_
- 5) \_\_\_\_\_

**b. Answer the questions!**

- 1) Who are talking in the dialogue? .....
- 2) Who has a homework? .....
- 3) What does Lana say to Alex ? .....
- 4) What will Alex do? .....

**c. Complete the dialogues!**

**Dialogue 1**

- Naja : \_\_\_\_\_
- Akmal : What is the matter?
- Naja : \_\_\_\_\_
- Akmal : I will buy some food

**Dialogue 2**

- Agus : Hi, Budi, are you okay?
- Tari : \_\_\_\_\_
- Agus : Don't worry, I will help you
- Tari : \_\_\_\_\_

**Dialogue 3**

- Neno : Will you go to the meeting tomorrow?
- Tira : \_\_\_\_\_
- Neno : Why?
- Tira : \_\_\_\_\_

**Dialogue 4**

- Rahma : \_\_\_\_\_
- Afi : Sure. Where are we going?
- Rahma : To the canteen. I want to drink ice coffee during the break.
- Afi : \_\_\_\_\_

**4. Activity 4: Using 'will' and 'can'**



Source: <https://www.dreamstime.com/stock-illustration->

**Lead-in**

» What do you say when you are going to do something? What do you say to express possibility?

**a. Read the dialogue!**



Source: <https://www.dreamstime.com/stock-illustration>

- Lana : Alex, can you help me with my English homework?
- Alex : Sure, what's the matter.
- Lana : I don't know the meaning of some words in the passage.
- Alex : I will look them up in the dictionary

**Dialogue 5**

Safira : Will you join me to the library, Safira ?  
 Nabila : \_\_\_\_\_  
 Safira : Why?  
 Nabila : \_\_\_\_\_

**d. Pay Attention!**

- ▶ You use 'can' to ....  
 "Can you help me?"  
 "I cannot lift the table, it is heavy"
- ▶ You use 'will' to ....  
 "I will go to Jogjakarta tomorrow."  
 "I have a cold. I will not go to the meeting"  
 "Will you go with me to the market?"
- ▶ Your reply: "Yes I can"  
 "No, I cannot/ can't"  
 "Yes, I will"  
 "No, I won't"

**e. Vocabularies**

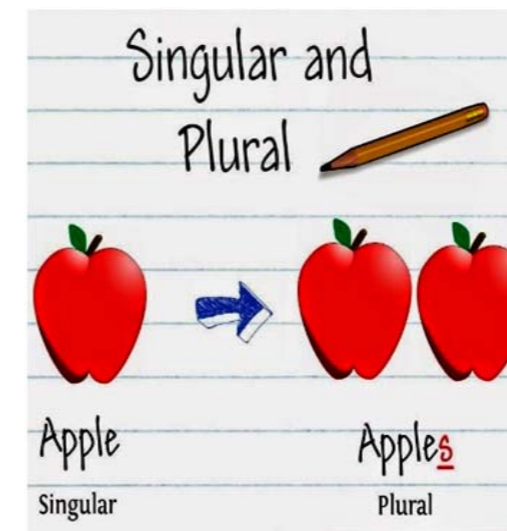
Congratulations	: selamat ...
I'm happy for you	: saya turut senang
Good job	: kerja yang bagus, hebat
You did it	: kamu berhasil

**f. Practice it!**

Say or write it in English

- 1) Saya akan memasak bubur besok pagi.  
 .....
- 2) Ara, maukah kau pergi ke perpustakaan denganku?  
 .....
- 3) Ibu dan ayah akan menghadiri rapat.  
 .....
- 4) Dapatkah kau membantuku?  
 .....
- 5) Saya berjanji untuk hadir pada reuni SMA.  
 .....


**5. Activity 5: Singular and Plural Noun**



**Lead-in**  
 » What is the difference between 'apple' and 'apples'?

Source: <http://www.studybahasainggris.com/cara-membuat-kalimat-plural-dan-singular-noun/>

**Read the dialogue!**



Source: <https://www.dreamstime.com/stock-illustration>

**a. Answer the dialogue!**

- 1) Who are in the dialogue? .....
- 2) How many apple does Andi have? .....
- 3) How many apple does grandma have? .....
- 4) Whose apples are heavier? .....

**b. Complete the dialogue below!**



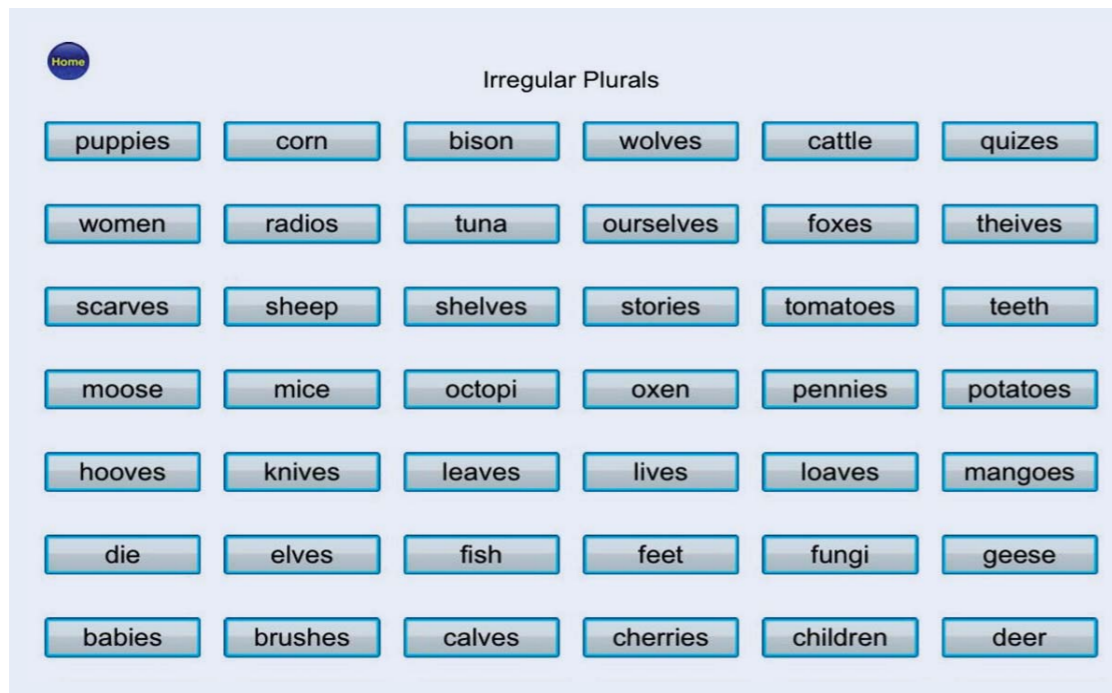
Source: [www.pinterest.pt/pin/745064332076004630/](http://www.pinterest.pt/pin/745064332076004630/)

- Raja : Ratu, do you have any vegetables?  
 Ratu : Yes, I have. What do you need?  
 Raja : I want some paprika. How many paprika do you have?  
 Ratu : 1. \_\_\_\_\_  
 Raja : And do you have any raddish?  
 Ratu : 2. \_\_\_\_\_  
 Raja : Do you have some potatoes?  
 Ratu : 3. \_\_\_\_\_  
 Raja : Three potatoes. I need carrots and tomatoes too.  
 Ratu : 4. \_\_\_\_\_  
 Raja : Two carrots and two tomatoes. Thank you, Ratu.  
 Ratu : 5. \_\_\_\_\_

**c. Pay Attention!**

Rules for Plural Nouns
Most nouns add s to from plural
Nouns that end with <u>sh</u> , <u>ch</u> , <u>x</u> , <u>z</u> or <u>s</u> add es
Nouns end with <u>vowel + y</u> , add s
Nouns end with <u>consonant + y</u> , change y to i and add es
Nouns end with <u>f</u> or <u>fe</u> , change f or fe to ves
Nouns end with <u>vowel + yo</u> , add s
Nouns end with <u>consonant + o</u> , add es

Source: <https://www.onlinemathlearning.com/plural-nouns.html>



Source: <https://www.pinterest.com/pin/536491374331850055/>

**d. Vocabularies**

- Some : beberapa
- An apple : sebuah apel
- Five apples : lima buah apel
- Some apples : beberapa buah apel

**e. Exercise 4**

How do you say it in English?

1) Ada tiga ekor tikus dirumahku.

.....

2) Aku memiliki dua ekor anak anjing.

.....

3) Disana ada seekor rusa.

.....

4) Tama memiliki banyak buah jeruk.

.....

5) Kita harus rajin menggosok gigi.

.....



# UNIT 2

## THAT'S A GOOD IDEA



In this unit you will learn about:

- » Giving ideas (memberikan ide)
- » Expressing agreement (menyatakan persetujuan)
- » Expressing disagreement (menyatakan ketidaksetujuan)
- » Asking someone's activity (menanyakan kegiatan seseorang)

Source: <https://www.videoblocks.com/video/cute-cartoon-sun-painted-in-watercolor-good-idea>

### A

#### LEARNING ACTIVITIES

##### 1. Activity 1: Giving ideas



Source: <https://www.cartoonstock.com/directory/c/congratulate.asp>

#### Lead-in

- » What do you say when you want to give ideas?

##### a. Read the dialogue



Source: <http://www.tajandadowa.com/2018/04/cartoon-backpacks-for-teens/>

##### b. Answer the questions!

- 1) Who are in the dialogue?.....
- 2) What does the boy say?.....
- 3) What is the girl's answer? .....
- 4) What does the boy suggest? .....
- 5) Does the girl agree with the boy? .....

##### c. Rearrange the dialogue into a good dialogue!

- 1) That's a good idea
- 2) What about taking a walk this afternoon?
- 3) Hi, Nina. Do you have anything to do today?
- 4) Not really, why?


**d. Pay Attention!**

When you want to give your ideas, you can say:

- ▶ What if ....
- ▶ How if ....
- ▶ How about ....
- ▶

**e. Vocabularies!**

Kata Tanya	Artinya	Penggunaan
What if	Bagaimanajika	Menyarankantetapi lebih 'kepada Pekerjaan (melakukansesuatu)'
How if	Bagaimanajika	Menyarankantetapi lebih kepadahubungan interpersonal
How about	Bagaimana tentang	Menyarankansuatugagasan, Menambahkangagasanlainnya
		<ul style="list-style-type: none"> <li>• Kata tanya "what if, how if, how about" memiliki arti yang sama.</li> <li>• Penggunaannya: Kata tanya + simple present tense Kata tanya + simple past tense</li> </ul>

**f. Practice it!**

What do you say when:

- 1) You want to ask your friend to watch football.  
.....
- 2) You suggest a lunch at your house.  
.....
- 3) You ask your friend to accompany you visiting a sick friend.  
.....
- 4) You want your friend to help you clean the classroom.  
.....

**2 Activity 2: Expressing agreement**



**Lead-in**  
» What do you say when you are agree with an opinion?

**a. Read the dialogue** Source: <https://clipartxtras.com/categories/view/>



**b. Answer the questions below!**

- 1) Who are in the dialogue?  
.....
- 2) What does Fiza suggest?  
.....
- 3) What is Andre's respond?  
.....
- 4) Why they need physical activity?  
.....

**c. Vocabularies**

Yes, I agree : ya, sayasetuju  
 I think so : sayakirabegitu  
 That's a good idea : ide bagus!  
 I agree with you : saya setuju denganmu

**d. Pay Attention!**

► When you agree with someone or with an opinion you can say:

- I agree with you
- That's good
- I think so
- That's a good idea
- That's great

**e. Practice it**

Make a dialog based on the following situations:

1) Your classroom is dirty. Your friend is agree to help you cleaning it.

Ani : .....

Ito : .....

Ani : .....

Ito : .....

2) You want to go to the zoo this weekend. Your parents agree with you.

Abel : .....

Parents : .....

Abel : .....

Parents : .....

3) Your friends ask you to play football this afternoon. You agree.


Adi : .....

Me : .....

Adi : .....

Me : .....

**3. Activity 3: Expressing disagreement**



**Lead-in**

» What do you say when you want to give ideas?

**a. Pay attention to the pictures below!**



**Picture 1**  
**Agree/disagree**

Source: [https://www.123rf.com/photo\\_31027657\\_stock-vector-girl-throw-the-trash.html](https://www.123rf.com/photo_31027657_stock-vector-girl-throw-the-trash.html)



**Picture 2**  
**Agree/disagree**

Source: [https://www.123rf.com/photo\\_31027657\\_stock-vector-girl-throw-the-trash.html](https://www.123rf.com/photo_31027657_stock-vector-girl-throw-the-trash.html)



**Picture 3**  
**Agree/disagree**

Source: <http://www.girlgames.com/pigsty-clean-up.html>



**Picture 4**  
**Agree/disagree**

Source: <http://www.mafa.com/Small-Fox-Tidy-Up-The-Room>

**b. Choose agree or disagree based on the pictures above and write in sentences.**

- ▶ Picture 1.....
- ▶ Picture 2.....
- ▶ Picture 3.....
- ▶ Picture 4.....

**c. Read the dialogue below!**

Zara : Mom, I don't think that swimming is a good idea. It's raining.  
Mom : You're right. It is not a good idea to do outdoor activities.  
Zara : What do you think we should do now?  
Mom : What about cleaning up the house?  
Zara : I don't agree with that. The cold weather makes me lazy.  
Mom : Well, I don't agree if you use the cold weather as an excuse to do nothing.

**d. Complete the sentences with your own words.**

- ▶ I don't think that ...
- ▶ I don't agree with ...
- ▶ I don't agree if ...
- ▶ It is not a good idea to ...

**e. Pay Attention!**

To express disagreement, you can say:

- ▶ No, I don't agree with you
- ▶ I don't think so
- ▶ I don't agree if we play truant
- ▶ It is not a good idea to skip class

**f. Vocabularies**

No, I don't think so : saya kira tidak begitu  
I don't agree : saya tidak setuju  
It is not a good idea : itu bukan ide bagus

**g. Practice it!**

- 1) Deni : What if we play tennis now?  
Bagas : ..... It is raining
- 2) Wika : I think the movie is good.  
Dea : ..... I don't enjoy it.
- 3) Ranu : Swimming will be good tonight.  
Sita : ..... It is very cold.
- 4) Alya : Just throw your garbage there.  
Mom : ..... The yard will be dirty and messy.

**4. Activity 4: Asking someone's activities.**



**Lead-in**

» How do you say when you ask someone's activities?

a. Can you mention the activities based on the picture?



Source: <https://www.shutterstock.com/search/daily+activities>

b. Read the dialogues below!

**Dialogue 1**

Alif : What time do you wake up, Zahra?  
Zahra : I wake up at 4.30 am  
Alif : It would be better if you take a bath after getting up  
Zahra : I don't think so. I tidy up my room first.  
Alif : But taking a bath early in the morning is refreshing,  
Zahra : I agree with you  
Alif : What about taking a walk tomorrow morning?  
Zahra : That's a good idea.  
Alif : We can go to the food court to have breakfast then  
Zahra : I don't agree with that. We can have breakfast in my house.  
Homemade food is healthier.  
Alif : Okay, that's good.


**Dialogue 2**

Dea : What will you do tomorrow morning?  
Rama : Nothing much, why?  
Dea : It will be good if we go swimming  
Rama : I don't think so, I have a cold  
Dea : Well, what about having a soup for breakfast at the usual place?  
Rama : That's a good idea. The soup is very delicious. Do you have any plans later on?  
Dea : Actually I have to go to the market in the afternoon. Will you accompany me?  
Rama : I'm sorry, I would love to but I usually take a nap at that hour.

c. Pay Attention

- To ask someone's activity you can say:
- What will you do tomorrow?
    - I will go to the library
    - I will finish my homework
    - I will go to a party
  - What do you usually do on Sundays?
    - I go for a walk in the morning and then play basketball
    - I clean up my house
    - I visit my grandparents
  - What do you do in the morning?
    - I cook for the family
    - I go to school
    - I tidy up my room

**d. Pay attention to the pictures below!**



**Complete the sentences based on the picture above!**

Picture 1: What do you usually do on Saturday morning ?

.....

Picture 2: .....

I like to hear music on my bed every Sunday morning.

Picture 3: What do you do every afternoon ?

.....

Picture 4: .....

I play with my brother everyday after school.

**e. Vocabularies**

- What will you do tomorrow: Apa rencana kegiatanmu besok?
- What do you usually do on Sundays?: Apa kegiatanmu di hari minggu?
- Take a walk : jalan jalan
- Go to a party : Menghadiri sebuah pesta
- Clean up: Bersih-bersih
- Visit my grand parents : Mengunjungi kakek nenek saya

**f. Fill in the blank with the appropriate question words.**

- 1) ..... do you get up?
- 2) ..... you help me to do my homework ?
- 3) ..... cooking our dinner together?
- 4) ..... we visit my grandparents?
- 5) ..... your favorite actor?

## GRAMMAR ZONE

Sekarang Anda akan mempelajari terkait beberapa grammar (aturan kebahasaan) yang terdapat pada modul ini!

### 1. Penggunaan tobe (am, is dan are)

Subjek	To be	Contoh Kalimat
I	am	I <b>am</b> Sasha I am a student
You	are	You <b>are</b> Gusta You are my friend You are the class leader
He	is	He <b>is</b> Adi He is a student He is nice
She	is	She <b>is</b> Mitha She is a dancer She is beautiful
They	are	They <b>are</b> Gani and Juli They are students They are from Salatiga
We	are	We <b>are</b> package B students We are very happy
It	is	It <b>is</b> a book It is wonderful

### 2. Penggunaan kata ganti milik (possessive pronouns)

Subjek	PP	Contoh Kalimat
I	my	It is <b>my</b> house They are <b>my</b> friends
You	your	It is <b>your</b> book They are <b>your</b> toys
He	his	It is <b>his</b> decision It is <b>his</b> car

She	her	It is <b>her</b> pen They are <b>her</b> pictures
They	their	It is <b>their</b> school They are <b>their</b> teachers
We	our	It is <b>our</b> garden It is <b>our</b> pet
It	its	It is <b>its</b> tail It is <b>its</b> meal

## EXERCISE

### Exercise 5

#### A. Fill in the blank with I, you, she, he, we, they or it!

- Hello. \_\_\_ am Gina.
- \_\_\_ are very kind.
- \_\_\_ is my grandmother.
- \_\_\_ is beautiful.
- \_\_\_ are my students.
- \_\_\_ are doctors.
- \_\_\_ is a book.
- \_\_\_ is a football player.
- \_\_\_ am a singer.
- \_\_\_ are a pilot.

#### B. Fill in the blank with am, is, or are!

- I ..... very hungry.
- They ..... Football players.
- She ..... shy.

4. We ..... From Semarang.
5. You ..... a student.
6. It ..... very cold here.
7. He ..... wise.
8. It ..... mid night.
9. Lisa ..... a nurse.
10. Dodi and Kemal ..... friends.

C. Feel in the blank with my, your, his, her, their, our or its!

1. I have a book. \_\_\_\_ tittle is "Silent".
2. Can I borrow \_\_\_\_ drawing book?
3. Hi \_\_\_\_ name is Sarah.
4. We live here. It is \_\_\_\_ house.
5. He has a brother. \_\_\_\_ name is Dodi.
6. They are farmers. \_\_\_\_ plants are various.
7. Mother loves to sing, \_\_\_\_ voice is wonderful.
8. I like \_\_\_\_ ice cream.
9. He drives \_\_\_\_ bicycle to school.
10. They are twins. \_\_\_\_ birthday is September 13<sup>th</sup> .

## SUMMARY

### A. Unit 1

1. When you wish someone, you can say: I wish you a happy life
2. When someone is sick you can say: I hope everything is fine or get well soon
3. When someone is having a holiday, you can say: happy holiday
4. When someone is having an exam, you can say: good luck on your exam
5. When someone **wishes** you a good thing you can answer: "thank you."
6. When someone **hopes** a good thing for you, you say "thank you"
7. When someone **praises** you, you say: "thank you."
8. You may say **thank you** or **thanks**.
9. You use 'can' to ....  
 "Can you help me?"  
 "I cannot lift the table, it is heavy"
10. You use 'will' to ....  
 "I will go to Jogjakarta tomorrow."  
 "I have a cold. I will not go to the meeting"  
 "Will you go with me to the market?"
11. Your reply: "Yes I can"  
 "No, I cannot/ can't"  
 "Yes, I will"  
 "No, I won't"

### B. Unit 2

- ▶ When you agree with someone or with an opinion you can say:
  - I agree with you
  - That's good



- I think so
  - That's a good idea
  - That's great
- To express disagreement, you can say:
- No, I don't agree with you
  - I don't think so
  - I don't agree if we play truant
  - It is not a good idea to skip class
- To ask someone's activity you can say:
- What will you do tomorrow?
    - » I will go to the library
    - » I will finish my homework
    - » I will go to a party
  - What do you usually do on Sundays?
    - » I go for a walk in the morning and then play basketball
    - » I clean up my house
    - » I visit my grandparents
  - What do you do in the morning?
    - » I cook for the family
    - » I go to school
    - » I tidy up my room

## EVALUATION

### A. Choose the correct answer!

1. When you want to congratulate someone, you can say:
  - a. I wish you for the best
  - b. Good luck on your exam
  - c. That's wonderful, congratulation
  - d. I hope you are doing fine
2. Alicia and Robert are friends. Alicia won a swimming competition. What should Robert say?
  - a. I hope everything is fine
  - b. I wish you a happy life
  - c. Happy holiday
  - d. You did it!
3. Your friend is sick. What should you say to him?
  - a. Good job!
  - b. I hope you are fine
  - c. You did it!
  - d. I'm happy for you
4. Fiza had an accident yesterday. As a friend, what should you say to him?
  - a. I wish you for the best
  - b. Good job, Fiza
  - c. I'm happy for you
  - d. I hope you get well soon
5. Your friends ask you to play basketball. You don't have any time. What should you say to them?
 

a. I'm sorry, I can't	c. Will you go with me?
b. Sure, I will go	d. Can you go?

6. A : This box is very heavy. \_\_\_\_\_ ?

B : Yes, I can bring it for you.

The right sentence to ask for help is...

- a. Will you accompany me?
- b. Do you want to go?
- c. Can you help me with this?
- d. How will you bring it?

7. You want to invite your friend to go to the movie. What should you say?

- a. I will go to the movie tonight
- b. The movie is about friendship
- c. It is a good movie
- d. How about going to the movie?

8. You are having a conversation with your friend and you do not agree with his opinion. How would you say it?

Your friend : I think we should buy new uniform for our team

You : \_\_\_\_\_

- a. That is a good idea
- b. I don't agree with that
- c. Of course we can buy it
- d. That will be nice

9. Mom : Grandpa is coming. I think we should cook something special.

You : \_\_\_\_\_. I will help you preparing it.

- a. That's a good idea
- b. I don't agree with that
- c. I don't think so
- d. It is not a good idea

10. They are carpenters. They \_\_\_\_\_ furniture from woods.

- a. Are made
- b. Making
- c. Makes
- d. Make

### B. Answer the questions!

1. Look at the picture below and complete the dialog!



<http://www.cartoonaday.com/childhood-walls-are-for-coloring-on/>

Your friend : Let's make a drawing on the wall

You : .....

2. Give suitable expression for the picture!



<https://www.pixtastock.com/tags/overjoyed%20cartoon%20eps>

Your expression:

.....  
.....

3. Complete the dialog using simple present tense!

A : My father ..... a farmer

B : What ..... he plant?

A : He ..... corn and vegetables

B : When ..... he usually go to the farm?

A : He ..... to the farm early in the morning

4. You want to invite your teacher to have dinner at your house. What should you say?

.....

5. Complete the dialog!

Tora : Congratulation on your graduation Yeni.

Yeni : .....

## ADDITIONAL RESOURCES

Bacalah Source lain untuk memperkayapengetahuan pada modul ini, seperti:

- ▶ Buku Bahasa Inggris untuk SMP
- ▶ Basic English Grammar

## GO TO THE NEXT MODULE!

In the next module you will learn about:

**UNIT 1 :**

- ▶ Drugs labels
- ▶ Food Labels
- ▶ Beverages Labels

**UNIT 2 :**

- ▶ Prosedures
- ▶ Recipes
- ▶ Manuals

## ASSESSMENT

### A. PENILAIAN SIKAP

1. Teknik Penilaian : **Observasi**

2. Instruksi :

- a. Instrumen Observasi ini diisi oleh tutor yang mengajar tatap muka mata pelajaran Bahasa Inggris.
- b. Berdasarkan hasil observasi, berilah penilaian sikap pada peserta didik dengan menggunakan lembar pengamatan.

3. Instrumen

#### LEMBAR PENGAMATAN

Nama Peserta Didik : .....

Tingkat/Semester : .....

Karakter yang dinilai : Disiplin, kejujuran, kesopanan, komunikatif, percaya diri, Kerjasama, religious dan tanggung jawab.

No.	PERNYATAAN	SKOR			
		4	3	2	1
1.	Peserta didik mengumpulkan tugas tepat waktu.				
2.	Peserta didik mengerjakan tugas mandiri dengan tidak mencontek pekerjaan rekan yang lain.				
3.	Peserta didik menunjukkan sikap sopan dan menghargai tutor.				
4.	Peserta didik melakukan komunikasi secara aktif dengan cara yang baik dan sopan terhadap tutor.				
5.	Peserta didik menunjukkan sikap percaya diri, tetapi tidak angkuh dalam mengerjakan tugas mandiri maupun kelompok.				
6.	Peserta didik menunjukkan kerjasama yang baik dengan rekan yang lain dalam mengerjakan tugas kelompok.				

7.	Peserta didik menunjukkan perilaku taat beragama, menjalankan ibadah sesuai dengan ajaran agamanya.				
8.	Peserta didik menunjukkan tanggungjawab dalam melaksanakan tugas pribadi maupun kelompok tanpa mengeluh dan mengerjakan secara bersungguh-sungguh.				
<b>Total per skor</b>					
<b>Total Skor Keseluruhan</b>					

Keterangan:

- 1) Skor 4 diberikan apabila peserta didik SELALU menunjukkan SIKAP dan PERILAKU baik.
- 2) Skor 3 diberikan apabila peserta didik SERING menunjukkan SIKAP dan PERILAKU baik.
- 3) Skor 2 diberikan apabila peserta didik KADANG-KADANG menunjukkan SIKAP dan PERILAKU baik.
- 4) Skor 1 diberikan apabila peserta didik JARANG/TIDAK PERNAH menunjukkan SIKAP dan PERILAKU baik.

#### 4. Cara Menilai

a. Nilai skor maksimal = 32

b. Nilai diperoleh =  $\frac{\text{Skor yang diperoleh}}{32} \times 100$

c. Contoh

Skor yang diperoleh = 28

Nilai yang diperoleh =  $\frac{28}{32} \times 100 = 87,5$

## B. PENILAIAN PENGETAHUAN DAN KETERAMPILAN

### 1. Teknik Penilaian : Penugasan

### 2. Instruksi :

- a. Penilaian ini dilakukan oleh tutor dengan cara mengevaluasi hasil pekerjaan peserta didik berdasarkan tugas-tugas yang diberikan.
- b. Nilai maksimal untuk masing-masing tugas adalah 100.
- c. Selanjutnya setiap nilai tugas pada modul ini dijumlah dan diambil nilai rata-rata penugasan.
- d. Contoh, Misalnya jumlah tugas pada unit 1 sebanyak 10 tugas. Rata-rata nilai diambilkan dari:

**Jumlah nilai tugas Unit 1 keseluruhan = NILAI RERATA → 850 = 85**

10

10

10

## C. RUBRIK PENILAIAN DAN KUNCI JAWABAN

Rincian tugas tersebut dapat dilihat sebagai berikut:

### 1. Unit 1 Activity 1, Tugas b dan c

Tugas	No.	Kunci Jawaban	Skor
a. Answer the question based on the picture above	1.	Andi and Ali	10
	2.	Andi won the competition	10
	3.	Yes, he does	10
	4.	Ali says: that's wonderful. Congratulations	20
b. Now make your own dialogue as the dialogue above as your example!	1.	Making short conversation (5 sentences)	50
<b>Total Skor</b>			<b>100</b>

2. Unit 1 Activity 1, Tugas d (Complete the dialogue!)

Jawaban	Keterangan	Skor	Skor Maksimum
3 kalimat	Apabila menjawab 3 kalimat (ucapan selamat, tanggapan dan terima kasih) dengan kalimat yang benar	100	100
2 kalimat	Apabila menjawab 2 kalimat (ucapan selamat, tanggapan atau terimakasih) dengan kalimat yang benar	75	
1 kalimat	Apabila menjawab 1 kalimat (salah satu dari kalimat ucapan selamat, tanggapan atau terima kasih) dengan kalimat yang benar	50	

3. Unit 1 Activity 1, Tugas f (practice to congratulate your friend)

Jawaban	Keterangan	Skor	Skor Maksimum
3 kalimat wishes, 1 kalimat achievement dan menyebutkan nama teman pada dialog	jika dapat membuat 3 kalimat 'wishes' dan 1 kalimat 'achievement', dan menyebutkan nama teman pada dialog dengan tepat dan berurutan	100	100
2 kalimat wishes dan 1 kalimat achievement	jika dapat membuat 2 kalimat 'wishes' dan menyebutkan 'achievement' dengan tepat	80	
1 kalimat wishes dan menyebutkan nama teman pada dialog	jika dapat membuat 1 kalimat 'wishes' dan menyebutkan nama teman pada dialog dengan tepat	60	

4. Unit 1, Activity 1, Tugas h (exercise 1)

No. soal	Jawaban	Skor
1.	b. Someone has an achievement	20
2.	a. You did it	20
3.	b. happy	20
4.	a. Benny: You're awesome.	20
5.	b. Tina: Wish you all the best, Ann.	20
<b>Total Nilai</b>		<b>100</b>

5. Unit 1, Activity 2, Tugas b (write true or false)

No.	Jawaban	Skor
1.	F	16,7
2.	T	16,7
3.	F	16,7
4.	T	16,7
5.	T	16,7
6.	F	16,7
<b>Total nilai</b>		<b>100,2</b>

6. Unit 1, Activity 2, Tugas c (arrange the dialogue)

Urutan Jawaban	Kriteria Nilai	Skor
2 4	Nilai 100 diberikan, jika bisa mengurutkan 5 kalimat untuk membuat sebuah dialog dengan benar	100
3 1 5	Nilai 80 diberikan, jika bisa mengurutkan 4 kalimat dengan benar dan membuat dialog yang dapat dipahami	80
	Nilai 60 diberikan, jika bisa mengurutkan 3 kalimat untuk membuat sebuah dialog yang dapat dipahami	60
<b>Total nilai</b>		<b>100</b>

7. Unit 1, Activity 2 Tugas f (practice it)

No. Conversation	Uraian pemberian nilai	Skor	Skor Maksimum
1.	jika dapat mengungkapkan ekspresi dalam satu percakapan, dengan <ul style="list-style-type: none"> <li>• 1 kalimat yang tepat dan benar</li> <li>• 2 kalimat yang saling berkaitan, tepat dan benar</li> <li>• 3 kalimat yang saling berkaitan, tepat dan benar</li> <li>• 4 kalimat yang saling berkaitan, tepat dan benar</li> </ul>	12,5 12,5 12,5 12,5	50

2.	jika dapat mengungkapkan ekspresi dalam satu percakapan, dengan		
	• 1 kalimat yang tepat dan benar	10	
	• 2 kalimat yang saling berkaitan, tepat dan benar	10	
	• 3 kalimat yang saling berkaitan, tepat dan benar	10	50
	• 4 kalimat yang saling berkaitan, tepat dan benar	10	
	• 5 kalimat yang saling berkaitan, tepat dan benar	10	
<b>Total nilai</b>		<b>100</b>	<b>100</b>

### 8. Unit 1, Activity 2, Tugas g (exercise 2)

No. soal	Jawaban	Skor
1.	c. I hope everything is fine	20
2.	a. Good luck	20
3.	d. Get well soon	20
4.	d. Enjoy your holiday	20
5.	a. Go home and relax	20
<b>Total nilai</b>		<b>100</b>

### 9. Unit 1, Activity 3, Tugas b (answer the questions based on the dialog)

No. soal	Jawaban	Skor
1.	Ted and Nad	30
2.	Good luck for the exam, Ted	35
3.	ThanksNad. Good luck for you too	35
<b>Total nilai</b>		<b>100</b>

### 10. Unit 1, Activity 3 Tugas e (practice it)

No.	Jawaban	Skor	Keterangan
1	You: Happy holiday, or Have a good time there, or Have a wonderful journey your friend: Thank you, or Thanks	20	<ul style="list-style-type: none"> <li>• Nilai 20 diberikan jika dapat menggunakan kalimat 'wishes' dan responnya dengan tepat.</li> <li>• Nilai 10 diberikan jika dapat membuat salah satu dari kalimat 'wishes' atau respon nya saja</li> </ul>
2	You: Get well soon, or I hope everything is fine Your friend: Thank you, or Thanks	20	
3	You: Have a wonderful party, or Have a good time Your friend: Thank you, or Thanks	20	
4	You: Good luck for the exam, or I hope you can do it Your friend: Thank you, or Thanks	20	
5	You: I hope you win, or Good luck for the competition. Your friend: Thank you, or Thanks	20	
<b>Total nilai</b>		<b>100</b>	

11. Unit 1, Activity 3, Tugas f (exercise 3, answer the questions)

Kriteria Nilai	Skor	Skor Maksimum
jika dapat membuat 5 kalimat jawaban dengan benar	100	
jika dapat membuat 4 kalimat jawaban dengan benar	80	
jika dapat membuat 3 kalimat jawaban dengan benar	60	
jika dapat membuat 2 kalimat jawaban dengan benar	40	
jika dapat membuat 1 kalimat jawaban dengan benar	20	

12. Unit 1, Activity 4, Tugas b (answer the questions)

No.	Jawaban	Skor
1.	Lana and Alex	25
2.	Lana has a homework	25
3.	Can you help me with my English homework?	25
4.	Sure, what's the matter?	25
<b>Total Nilai</b>		<b>100</b>

13. Unit 1, Activity 4, Tugas c (complete the dialog)

No.	Jawaban	Skor	Keterangan
1	a. Can you help me?	10	Jika dapat memberikan jawaban dan respon yang tepat.
	c. I am hungry (atau jawaban sejenis)	10	
2	a. no	10	
	b. thanks	10	
3	a. no, I won't	10	
	b. I have something to do (atau jawaban sejenis)	10	
4	a. Hi, Afi. Will you come with me?	10	
	d. I love ice coffee very much. (atau jawaban sejenis)	10	
5	b. No, I can't.	10	
	d. I have a class (atau jawaban sejenis)	10	
<b>Total nilai</b>		<b>100</b>	

14. Unit 1, Activity 4, Tugas f (say it in English )

No.	Jawaban	Skor
1.	I will cook/make porridge tomorrow morning	20
2.	Ara, will you go to the library with me?	20
3.	Mother and father will attend the meeting	20
4.	Can you help me?	20
5.	I promise to come to the SMA reunion.	20
<b>Total Nilai</b>		<b>100</b>

15. Unit 1, Activity 5, Tugas b (answer the dialog)

No.	Jawaban	Skor
1.	Grandma and Andi	25
2.	Andi has an apple	25
3.	Grandma has twelve apples	25
4.	Grandma	25
<b>Total Nilai</b>		<b>100</b>

16. Unit 1, Activity 5 Tugas c (complete the dialog)

No.	Jawaban	Skor
1.	I have three paprikas	20
2.	Yes, I have one / a raddish	20
3.	Yes, I have. How many potatoes do you want/need?	20
4.	Yes, I have too. How many carrots and tomatoes do you need/want?	20
5.	You're welcome	20
<b>Total Nilai</b>		<b>100</b>

17. Unit 1, Activity 5, Tugas f (exercise 4)

No.	Jawaban	Skor
1.	There are three mice at my house	20
2.	I have two puppies	20
3.	There is a deer	20
4.	Tama has many oranges	20
5.	We should brush our teeth diligently	20
<b>Total Nilai</b>		<b>100</b>

18. Unit 2, Activity 1, Tugas b (answer the questions)

No.	Jawaban	Skor
1.	Jane and Rudy	20
2.	Jane, what if we ask Ryan to join us?	20
3.	That's a good idea, Rudy.	20
4.	Rudi offers to stop by Ryan house	20
5.	Yes, she does.	20
<b>Total Nilai</b>		<b>100</b>

19. Unit 2, Activity 1, Tugas c (rearrange the sentences)

No. Soal	Jawaban	Skor	Skor Maksimum
1	3	25	<b>100</b>
2	4	25	
3	2	25	
4	1	25	

20. Unit 2, Activity 1, Tugas f (Practice it)

No. Soal	Jawaban	Skor
1.	What if we watch football today?	25
2.	How about we have lunch at your house?	25
3.	How if you accompany me visiting a sick friend?	25
4.	What if you help me to clean the classroom?	25
<b>Total Nilai</b>		<b>100</b>

21. Unit 2, Activity 2 Tugas b (answer the questions)

No. Soal	Jawaban	Skor
1.	Fiza and Andre	25
2.	Fiza suggest to play football	25
3.	That's a good idea, Fiza.	25
4.	They need to have physical activity to stay healthy	25
<b>Total Nilai</b>		<b>100</b>

22. Unit 2, Activity 2, Tugas f (Practice it)

No.	Jawaban (Jawabaninihanyalahcontoh. Siswa dapat menjawab dengan kalimat yang berbeda tapi memiliki pengertian yang sama. Penilaian jawabanada pada keputusan tutor)	Skor
1.	Ani : Ito, our classroom is so dirty Ito : Yes, I agree Ani : Let's clean our classroom, Ito! Ito : Okay, we clean it together.	0 – 35
2.	Abel : Mom – Dad, it's weekend today. Parents : What if we cook our favorite foods together Abel : No, I don't agree. I want to go to the zoo to see birds singing. Parents : It's a good idea. Let's prepare to go now.	0 – 35
3.	Adi : Hi Alif ! Let's play football this afternoon. Alif : That's a good idea. Adi : Let's meet in the football yard. Alif : I agree. Okay, see you there.	0 – 30
<b>Total Nilai</b>		<b>100</b>



23. Unit 2, Activity 3, Tugas b (agree or disagree)

No.	Jawaban (Jawaban ini hanyalah contoh. Siswa dapat menjawab dengan kalimat yang berbeda tapi memiliki pengertian yang sama. Penilaian jawaban ada pada keputusan tutor)	Skor
1.	I don't agree with the picture. OR I don't agree to littering	25
2.	I agree with the picture. OR I agree to dispose of trash in its place	25
3.	I don't agree with the picture. OR I don't agree with the messy room	25
4.	I agree with the picture. OR I agree with the tidy room.	25
<b>Total Nilai</b>		<b>100</b>

24. Unit 2, Activity 3, Tugas g (Practice it)

No.	Jawaban	Skor
1.	I don't think so.	25
2.	I don't agree with you.	25
3.	It is not a good idea.	25
4.	No, I don't agree with you.	25
Note: jawaban bisa memilih salah satu dari ekspresi disagree		
<b>Total Nilai</b>		<b>100</b>

25. Unit 2, Activity 4, Tugas d (Complete the sentence)

No.	Jawaban	Skor
1.	I run on Saturday morning.	25
2.	What do you do on Sunday morning?	25
3.	My sister and I water the plants every afternoon.	25
4.	What do you usually do everyday after school?	25
<b>Total Nilai</b>		<b>100</b>

26. Unit 2, Activity 4, Tugas f (Fill in the blank)

No.	Jawaban	Skor
1.	What time	20
2.	What if	20
3.	How about	20
4.	What if	20
5.	Who is	20
<b>Total Nilai</b>		<b>100</b>

27. Grammar Zone, Tugas A (fill in the blank)

No.	Jawaban	Skor
1.	I	10
2.	You	10
3.	She	10
4.	She	10
5.	They / you	10
6.	They / we	10
7.	It	10
8.	He	10
9.	I	10
10.	You	10
<b>Total Nilai</b>		<b>100</b>

28. Grammar Zone Tugas B

No.	Jawaban	Skor
1.	am	10
2.	are	10
3.	is	10
4.	are	10
5.	are	10
6.	is	10

7.	is	10
8.	Is	10
9.	is	10
10.	are	10
<b>Total Nilai</b>		<b>100</b>

3) Jawaban salah, skor 1 = 1 x 5 = 5

4) **Skor maksimal = 15**

$$\text{Nilai Evaluasi} = \frac{\text{Nilai Pilihan Ganda} + \text{Nilai Essay}}{25} \times 100\%$$

## 29. Grammar Zone, Tugas C

No.	Jawaban	Skor
1.	its	10
2.	You	10
3.	My	10
4.	Our	10
5.	His	10
6.	Their	10
7.	Her	10
8.	My	10
9.	His	10
10.	Their	10
<b>Total Nilai</b>		<b>100</b>

## 2. Kunci Jawaban Soal “Evaluasi”

Pilihan Ganda

No. soal	Jawaban	No soal	Jawaban
1.	C	6.	C
2.	D	7.	D
3.	B	8.	B
4.	D	9.	A
5.	A	10.	D

Uraian/Essay

No. soal	Jawaban
1.	I don't think so. Atau It is not a good idea. Atau I don't agree with that.
2.	Congratulation !Atau You did it. Atau I'm happy for you.
3.	A: is B: does A: plants B: does A: goes
4.	Will you have dinner at my house?
5.	Thank you, Tora.

## D. PENILAIAN EVALUASI

### 1. Kriteria Penilaian Evaluasi

#### ► Soal Pilihan Ganda

1) Jawaban benar, skor 1 = 1 x 10 soal = 10

2) Jawaban salah, skor 0 = 0 x 10 soal = 0

3) **Skor maksimal = 10**

#### ► Soal Uraian

1) Jawaban lengkap dan tepat, skor 3 = 3 x 5 soal = 15

2) Jawaban kurang lengkap dan kurang tepat, skor 2 = 2 x 5 = 10

## E. PENILAIAN GABUNGAN

1. Penilaian gabungan adalah rerata antara nilai sikap, pengetahuan dan keterampilan dan soal evaluasi
2. Pemberian nilai gabungan dilakukan dengan kriteria sebagai berikut:
  - a. Jumlah nilai Sikap memiliki bobot 30%.
  - b. Jumlah nilai pengetahuan dan keterampilan memiliki bobot 40%.
  - c. Jumlah nilai evaluasi memiliki bobot 30%.
3. Penghitungan penggabungan nilai dilakukan dengan cara berikut:

$$\text{Nilai Modul} = (\text{NS} \times 30\%) + (\text{NPK} \times 40\%) + (\text{NE} \times 30\%)$$

Keterangan : NS = Nilai Sikap

NPK = Nilai Pengetahuan dan Keterampilan

NE = Nilai Evaluasi

### Contoh:

Nilai sikap = 90

Nilai Pengetahuan dan Keterampilan = 80

Nilai Evaluasi = 75

$$\text{Nilai gabungan} = (30\% \times 90) + (40\% \times 80) + (30\% \times 75)$$

$$= 27 + 32 + 22.5$$

$$= 81.5$$

## F. KRITERIA KETUNTASAN

Peserta dianggap tuntas belajar Modul ini apabila telah memiliki nilai **GABUNGAN** minimal **80**. Pada contoh hitungan di atas, peserta didik dianggap tuntas mempelajari modul ini karena mencapai nilai di atas kriteria ketuntasan yaitu 81,5.

## REFERENCES

Achmad Fanani. 2014. *Basic English Grammar*. Jogjakarta: Literindo

Mukarto dkk. 2017. *English on Sky 1*. Jakarta: Erlangga

Pictures sources:

<https://www.dreamstime.com/royalty-free-stock-photos-kids-shaking-hands-image26992058>

<https://www.cartoonstock.com/directory/c/congratulate.asp>

[https://ru.pngtree.com/freepng/two-boys\\_2729322.html](https://ru.pngtree.com/freepng/two-boys_2729322.html)

<https://www.dreamstime.com/stock-illustration-two-cartoon-boys-talking-no-gradients-image48306650>

<https://www.dreamstime.com/royalty-free-stock-photography-boy-girl-image7024007>

<http://clipartmag.com/child-talking-clipart>

<http://deoci.com/children-and-teachers-eps-vector-download>

<https://lifehacker.com/how-to-make-a-loved-ones-time-in-the-hospital-easier-fo-1601679682>

<https://stock.adobe.com/ee/images/paper-art-style-of-kids-having-fun-at-holiday->

<http://clipground.com/examination-clipart.html>

<http://clipground.com/image-post/21571-examination-clipart-12.jpg.html>

<https://vectortoons.com/product/a-female-patient-confined-in-the-hospital/>

<https://www.bigstockphoto.com/es/image-196390123/stock-vector-doctor-and-girl-in-hospital>

<http://www.okclipart.com/Afternoon-Clip-Art30koeizowl/>

<https://www.vectorstock.com/royalty-free-vector/kids-studying-vector-20635345>

<https://www.freeimages.com/premium/boy-waving-at-his-friend-953899>

<http://clipground.com/visit-friends-clipart.html>

[https://www.123rf.com/photo\\_14066301\\_cartoon-illustration-of-two-kids-at-the-subway-station.html](https://www.123rf.com/photo_14066301_cartoon-illustration-of-two-kids-at-the-subway-station.html)

<https://www.youtube.com/watch?v=u-AUW72Rs1o>  
<https://www.dreamstime.com/stock-illustration->  
<https://www.dreamstime.com/stock-illustration>  
<http://www.studybahasainggris.com/cara-membuat-kalimat-plural-dan-singular-noun/>  
<https://www.dreamstime.com/stock-illustration>  
<https://www.pinterest.pt/pin/745064332076004630/>  
<https://www.onlinemathlearning.com/plural-nouns.html>  
<https://www.pinterest.com/pin/536491374331850055/>  
<https://www.videoblocks.com/video/cute-cartoon-sun-painted-in-watercolor-good-idea>  
<https://stock.adobe.com/at/images/strichfiguren-strichmannchen-smiley-idee-nr-208/199481688>  
<http://www.tajandadowa.com/2018/04/cartoon-backpacks-for-teens/>  
<https://clipartxtras.com/categories/view/>  
<https://pngtree.com/free-png-vectors/saying>  
[https://www.123rf.com/photo\\_31027657\\_stock-vector-girl-throw-the-trash.html](https://www.123rf.com/photo_31027657_stock-vector-girl-throw-the-trash.html)  
[https://www.123rf.com/photo\\_31027657\\_stock-vector-girl-throw-the-trash.html](https://www.123rf.com/photo_31027657_stock-vector-girl-throw-the-trash.html)  
<http://www.girlgames.com/pigsty-clean-up.html>  
<http://www.mafa.com/Small-Fox-Tidy-Up-The-Room>  
<https://www.shutterstock.com/search/daily+activities>  
<http://www.cartoonaday.com/childhood-walls-are-for-coloring-on/>  
<https://www.pixtastock.com/tags/overjoyed%20cartoon%20eps>

## ABOUT THE AUTHOR



Nama : Sari Purnamawati  
Kantor : PPPAUD DIKMAS Jawa Tengah  
Jl. Diponegoro 250 Ungaran, Kab. Semarang  
Jawa Tengah  
Telepon Kantor : 024-6921187  
Telepon Selular : 081328625890  
Jabatan di Kantor : Pamong Belajar Muda  
Email : sariiekurnia78@gmail.com  
Pendidikan : S1 Pendidikan Bahasa Inggris Universitas PGRI  
Semarang  
: S2 Magister Psikologi Universitas Muhammadiyah  
Surakarta

### Pengembangan Model :

1. Model Dolanan Karo Bocah-bocah (2013)
2. Model Simulasi Karakter dalam Keluarga (2014)
3. Model Pembelajaran Saintifik (2015)
4. Media Pengenalan Bahasa Jawa melalui Cerita (2016)
5. Media Pengenalan Bahasa Inggris melalui Gerak dan Lagu (2017)
6. Model STEAM (2018)

## ABOUT THE AUTHOR



**Nama Lengkap** : Suci Paresti  
**Telp Kantor/HP** : 081212311395  
**E-Mail** : sucirahmasafira@yahoo.com  
**Akun Facebook** : --  
**Alamat Kantor** : Jalan Gunung Sahari Raya No 4, Senen, Jakarta Pusat

### Bidang Keahlian:

- ▶ Pengembang Kurikulum Pendidikan Formal dan Pendidikan Non Formal
- ▶ Pengembang Kurikulum Pendidikan Anak Usia Dini

### Riwayat Pekerjaan/Profesi dalam 10 Tahun Terakhir

- ▶ Pengembang Kurikulum di Pusat Kurikulum Pendidikan dan Perbukuan (1993 s.d sekarang)

### Riwayat Pendidikan Tinggi dan Tahun Belajar

- ▶ S2: Faculty of Education, Early Childhood Education, University of Newcastle, NSW-Australia, Januari 1998 s.d Agustus 1999 (tidak tamat)
- ▶ S1: Fakultas Ilmu Pendidikan, Psikologi Pendidikan dan Bimbingan, Pendidikan Prasekolah dan Dasar, IKIP Jakarta, 1984 s.d 1988

### Judul Buku dan Tahun Terbit

1. Modul Pelatihan Tutor Pendidikan Kesetaraan, Direktorat Pembinaan Pendidikan Keaksaraan dan Kesetaraan, Kemendikbud, 2018
2. Modul 3. Lezat dan Aman untuk Dikonsumsi: Panganekaragaman Pangan, Prakarya dan Kewirausahaan, Paket C Kelas X, Direktorat Pembinaan Pendidikan Keaksaraan dan Kesetaraan, Kemendikbud 2017.

3. Modul 4. Lezat dan Aman untuk Dikonsumsi: Berkarya Kreatif, Prakarya dan Kewirausahaan, Paket C Kelas X, Direktorat Pembinaan Pendidikan Keaksaraan dan Kesetaraan, Kemendikbud 2017.
4. Buku Teks Siswa, Prakarya Kelas Kelas VII dan Kelas VIII SMP Semester 1 dan 2 (edisi revisi), Kemendikbud, 2017.
5. Buku Guru, Prakarya Kelas Kelas VII dan Kelas VIII SMP (edisi revisi), Kemendikbud, 2017.
6. Modul Pelatihan Fasilitasi dan Sosialisasi Kurikulum PAUD 2013, Kemendikbud 2015.
7. Buku Teks Siswa, Prakarya dan Kewirausahaan Kelas X SMALB Tunanetra, Tunarungu, Tunadaksa dan Tunagrahita, Kemendikbud, 2015.
8. Buku Guru, Prakarya dan Kewirausahaan Kelas X SMALB Tunanetra, Tunarungu, Tunadaksa dan Tunagrahita, Kemendikbud, 2015.
9. Buku Teks Siswa, Prakarya Kelas VII dan Kelas VIII SMP Semester 1 dan 2, Kemendikbud, 2013 dan 2014.
10. Buku Guru, Prakarya Kelas VII dan Kelas VIII SMP, Kemendikbud, 2013 dan 2014.
11. Buku Pelatihan Guru tentang Kurikulum 2013 Mata Pelajaran Prakarya SMP, Kemendikbud, 2013.
12. Modul Pengembangan Muatan Lokal Noken, Kemendikbud, 2013.
13. Best Practice Pendidikan Karakter: Manusia perlu Karakter, Bukan Sekedar Pintar, Kemendikbud, 2011.
14. Pengembangan Pendidikan Budaya dan Karakter Bangsa, Kemendikbud, 2010.

### Judul Penelitian dan Tahun Terbit (10 Tahun Terakhir)

1. Profil Lulusan Pendidikan Dasar Terhadap Pembangunan Manusia Dalam Rangka Pengembangan Kebijakan Kurikulum Masa Depan (2016)
2. Penelitian Kurikulum dan Perbukuan Pendidikan Nonformal tentang Program Pendidikan Kepemudaan. (2014)
3. Model Kurikulum 2013 Berbasis Masyarakat Sungai dan Pendidikan Teknologi Dasar. (2013)
4. Penelitian Kurikulum Pendidikan Non Formal. (2012)
5. Penelitian Model Pemberdayaan Masyarakat Pesisir Berbasis Ekonomi Produktif di

Kabupaten Cirebon, Jawa Barat dan Kabupaten Jeneponto, Sulawesi Selatan. (2012)

6. Penelitian Pengembangan Model Kurikulum Berbasis Kecakapan Hidup yang Berorientasi Ekonomi Kreatif di SMP 3 Kalasan, D.I. Yogyakarta. (2010)
7. Penelitian Pengembangan Model Kurikulum Pendidikan Layanan Khusus Tingkat Pendidikan Dasar yang tinggal di daerah terpencil. (2007)